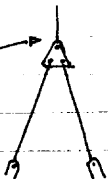


IMPORTANT

MAKE SURE: BEFORE LOWERING

- ① HOOK-UP EVERYTHING
- ② UNDO BACKSTAY AS
- ③ UNDO AFT LOWER STAYS
- ④ HAVE A LONG ENOUGH MAINSHEET
- ⑤ HOLD MAIN SHEET & GO FORWARD

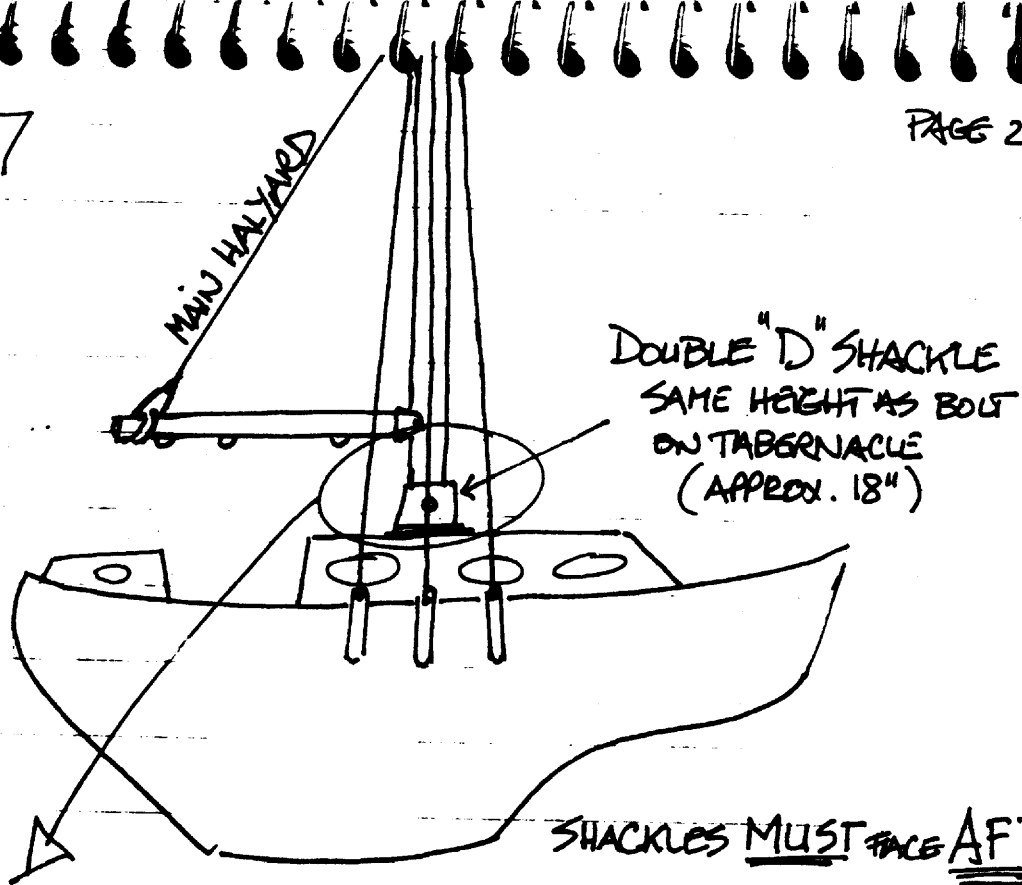


TO FORESTAY

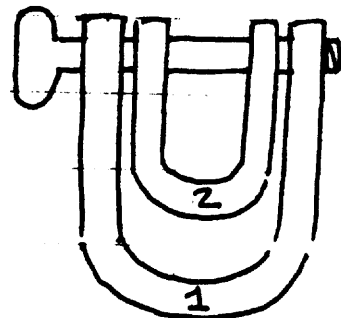
PULL ON FORESTAY AS IF IT WERE A BOW STRING AND LET MAINSHEET GO A LITTLE. KEEP DOING THIS AS YOU SLOWLY LOWER MAST.

- ⑥ PUT A PIECE OF CARPET OVER BOW PULPIT TO REST MAST.

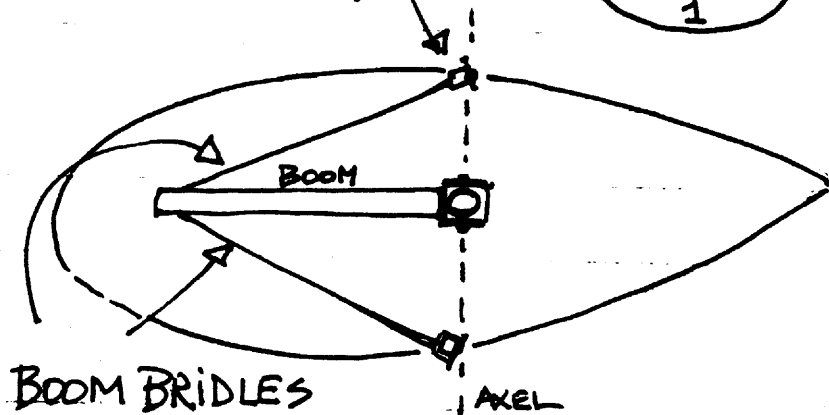
* BEFORE RAISING MAST, ATTACH HEADSTAY!




SHACKLES MUST FACE AFT



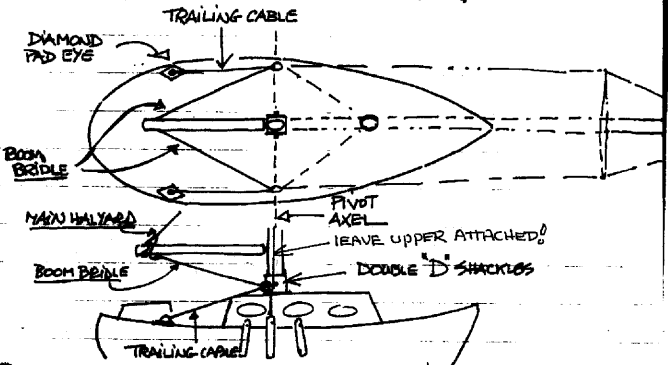
DOUBLE 'D' SHACKLES



- ① TIE OFF MAIN HALYARD TO END OF BOOM
- ② BOOM BRIDLE (SMALL Ø CABLES) ATTACHES TO SMALL 'D' SHACKLES ON UPPER MIDDLE CHAIN PLATE (APPROX. 18" UP) THEN TO END OF BOOM THROUGH BOOM



- ③ HOOK TRAILING CABLES TO BIG "D" SHACKLES AND AFT TO DIAMOND PAD EYE.



- ④ MAKE SURE MAIN SHEET IS LONG ENOUGH TO LOWER MAST WITHOUT RUNNING OFF

